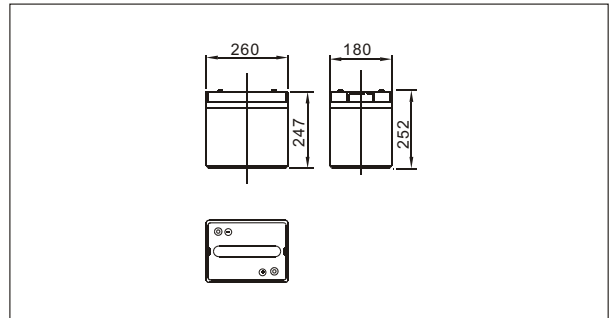




# Sw61800(6V180AH)



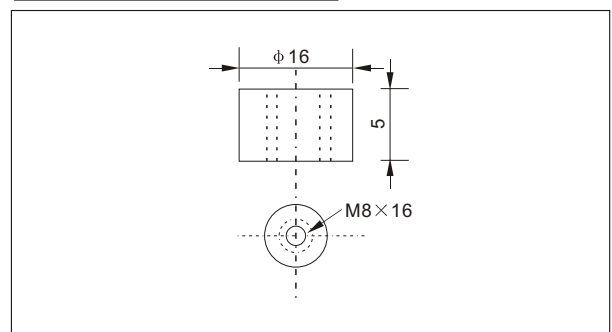
## Outer dimensions (mm)



## Specifications

Nominal Voltage		6V
Rated capacity (10 hour rate)		180 Ah
Dimensions	Total Height	252 mm (9.92 inches)
	Height	247 mm (9.72 inches)
	Length	260 mm (10.2 inches)
	Width	180mm (7.09 inches)
Weight Approx		29Kg (64.09lbs)

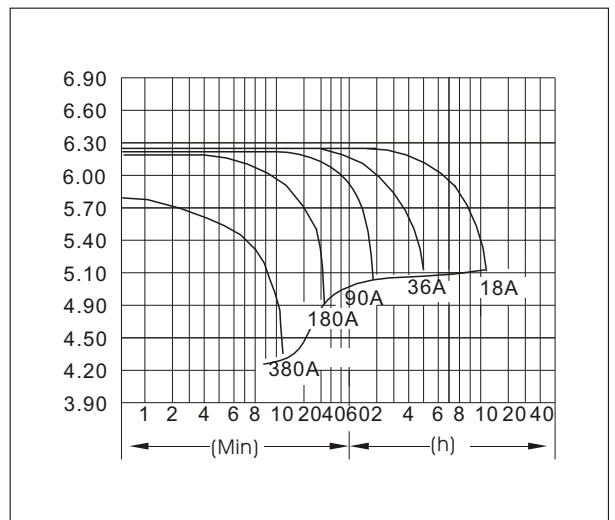
## Terminal Type (mm)



## Characteristics

Capacity 25°C(77°F)	10 hour rate(18.0A) 5 hour rate(28.8A) 1 hour rate(108A)	180 AH 144 AH 108 AH
Internal Resistance	Full charged Battery at 25°C(77°F)	Approx 1.5 mΩ
Capacity affected by Temperature (10hour rate)	40°C(104°F) 25°C(77°F) 0°C(32°F) -15°C(5°F)	102% 100% 85% 65%
Self-Discharge at 25°C(77°F)	Capacity after 3 month storage Capacity after 6 month storage Capacity after 12 month storage	91% 82% 64%
Terminal		T19
Charge (constant Voltage)	Cycle	Initial Charging Current less than 72 A Voltage 7.05-7.2V
	Float	Voltage 6.75-6.90V

## Discharge Curves 25°C(77°F)



Constant Current(Amp) and Constant Power(Watt) Discharge Table at 25°C(77°F)

Time		5min	10min	15min	30min	1h	2h	3h	4h	5h	8h	10h	20h
4.80V	A	577	380	306	205	108	63.0	46.3	36.0	29.7	21.1	18.9	10.2
	W	2975	2028	1641	1103	583	345.9	257.4	202.5	168.8	120.7	109.1	59.3
5.10V	A	558	343	288	196	102	60.1	45.0	35.1	29.2	20.5	18.5	9.9
	W	2982	1913	1613	1101	574	346.5	260.6	204.1	170.0	120.0	108.9	58.1
5.25V	A	540	307	252	184	98	58.7	43.9	34.6	28.8	20.3	18.2	9.9
	W	2949	1744	1439	1056	569	340.3	255.9	202.2	168.8	119.6	107.6	58.5
5.40V	A	521	289	234	169	95	57.2	42.8	34.0	28.1	19.8	18.0	9.7
	W	2920	1666	1350	980	553	335.2	252.5	200.9	166.0	117.3	107.0	57.9
5.55V	A	503	271	216	151	92	55.8	41.4	33.1	27.4	19.3	17.1	9.2
	W	2853	1567	1259	885	540	329.8	245.9	197.2	163.3	115.3	103.2	55.6