




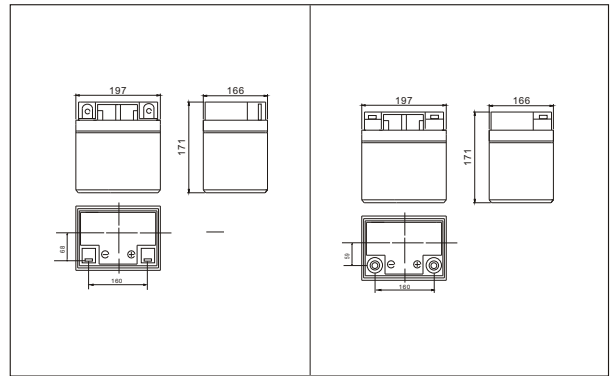
SW12400II(12V40AH)



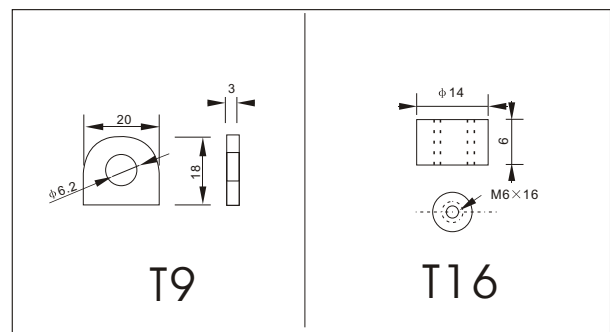
Specifications

Nominal Voltage		12V
Rated capacity (10 hour rate)		40 Ah
Dimensions	Total Height	171 mm (6.73 inches)
	Height	171 mm (6.73 inches)
	Length	197 mm (7.73 inches)
	Width	166mm (6.54 inches)
Weight Approx		12.5 Kg (27.5 lbs)

Outer dimensions (mm)



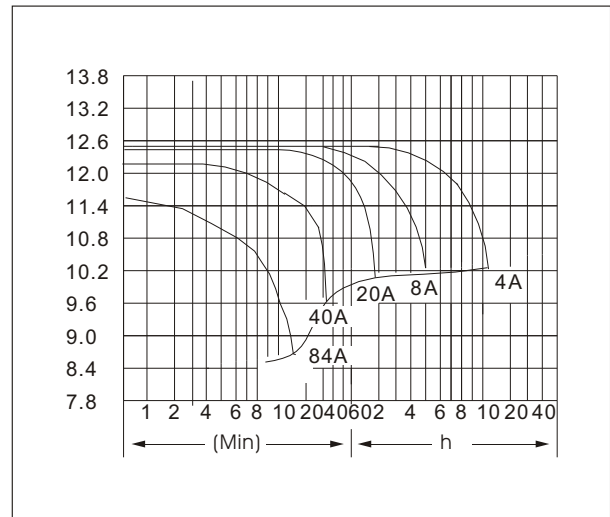
Terminal Type (mm)



Characteristics

Capacity 25°C(77°F)	10 hour rate(4.0 A)	40.0 AH
	5 hour rate(6.4 A)	32.0 AH
	1 hour rate(24 A)	24.0 AH
Internal Resistance	Full charged Battery at 25°C(77°F)	8.2 m Ω
Capacity affected by Temperature (10hour rate)	40°C(104°F)	102%
	25°C(77°F)	100%
	0°C(32°F)	85%
	-15°C(5°F)	65%
Self-Discharge at 25°C(77°F)	Capacity after 3 month storage	91%
	Capacity after 6 month storage	82%
	Capacity after 12 month storage	64%
Terminal		T16 T9
Charge (constant Voltage)	Cycle	Initial Charging Current less than 16.0 A Voltage 14.10-14.40V
	Float	Voltage 13.50-13.80V

Discharge Curves 25°C(77°F)



Constant Current(Amp) and Constant Power(Watt) Discharge Table at 25°C(77°F)

Time		5min	10min	15min	30min	1h	2h	3h	4h	5h	8h	10h	20h
960V	A	128	84	68	45.6	24	14	10.3	8	6.6	4.68	4.2	2.27
	W	1322	901	730	490	259	154	114	90	75	54	49	26.4
1020V	A	124	76	64	43.6	22.6	13.4	10	7.8	6.5	4.56	4.12	2.2
	W	1325	850	717	489	255	154	116	91	76	53	48	25.8
1050V	A	120	68	56	40.8	21.8	13	9.8	7.7	6.4	4.52	4.04	2.2
	W	1311	775	640	470	253	151	114	90	75	53	48	26
1080V	A	116	64	52	37.6	21.1	12.7	9.5	7.6	6.2	4.4	4.0	2.16
	W	1298	740	600	436	246	149	112	89	74	52	48	25.7
11.10V	A	112	60	48	33.6	20.4	12.4	9.2	7.4	6.1	4.28	3.8	2.04
	W	1268	697	560	393	240	147	109	88	73	51	45.9	24.7