
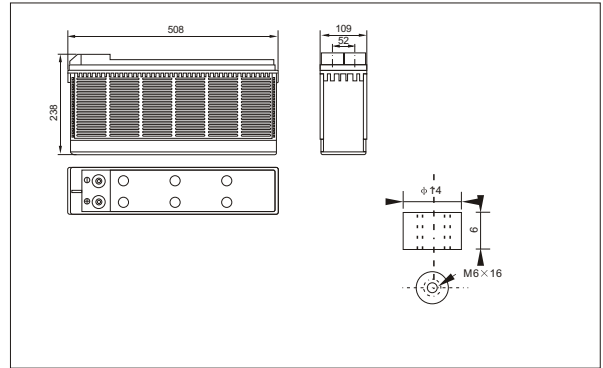




# SWF121050(12V105AH)



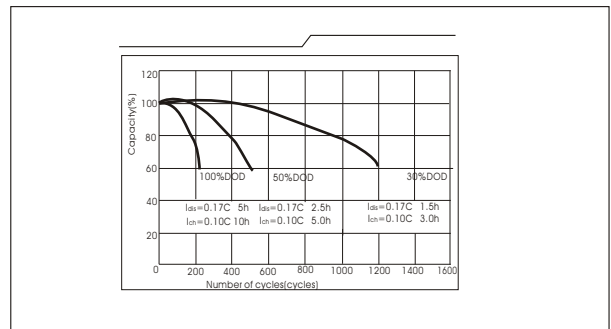
## Outer dimensions (mm)



## Specifications

Nominal Voltage		12V
Rated capacity (10 hour rate)		105 Ah
Dimensions	Total Height	238 mm (9.37 inches)
	Height	223 mm (8.78 inches)
	Length	508 mm (20.0 inches)
	Width	109 mm (4.29 inches)
Weight Approx		30.5 Kg(67.2lbs)

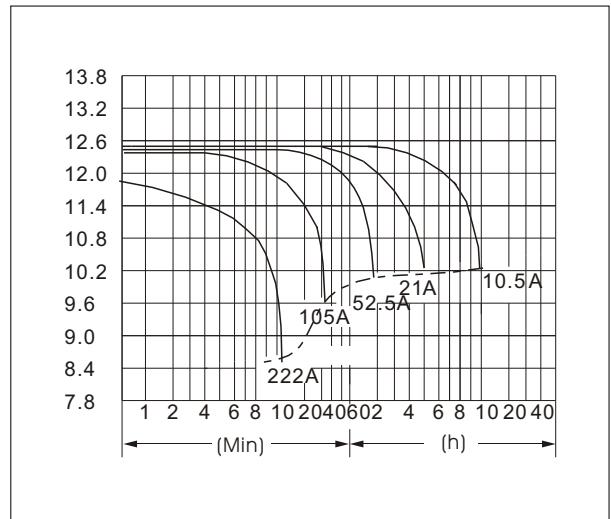
## Curves of cycle life(25°C)



## Characteristics

Capacity 25°C(77°F)	10 hour rate(10.5A) 5 hour rate(16.8A) 1 hour rate(63A)	105 AH 84AH 63 AH
Internal Resistance	Full charged Battery at 25°C(77°F)	Approx 6 mΩ
Capacity affected by Temperature (10hour rate)	40°C(104°F) 25°C(77°F) 0°C(32°F) -15°C(5°F)	102% 100% 85% 65%
Self-Discharge at 25°C(77°F)	Capacity after 3 month storage Capacity after 6 month storage Capacity after 12 month storage	91% 82% 64%
Terminal	T16	
Charge (constant Voltage)	Cycle	Initial Charging Current less than 42 A Voltage 14.10-14.40V
	Float	Voltage 13.50-13.80V

## Discharge Curves 25°C(77°F)



**Constant Current(Amp) and Constant Power(Watt) Discharge Table at 25°C(77°F)**

Time		5min	10min	15min	30min	1h	2h	3h	4h	5h	8h	10h	20h
9.60V	A	336	222	179	119.7	63.0	36.8	27.0	21.0	17.3	12.29	11.03	5.95
	w	3471	2366	1915	1287	680	404	300	236	197	141	127	69.2
10.20V	A	326	200	168	114.5	59.2	35.1	26.3	20.5	17.0	11.97	10.82	5.78
	w	3479	2232	1882	1285	670	404	304	238	198	140	127	67.7
10.50V	A	315	179	147	107.1	57.3	34.2	25.6	20.2	16.8	11.87	10.61	5.78
	w	3441	2034	1679	1233	664	397	299	236	197	140	125	68.3
10.80V	A	304	169	137	98.7	55.4	33.4	25.0	19.8	16.4	11.55	10.50	5.67
	w	3407	1943	1575	1144	645	391	295	234	194	137	125	67.5
11.10V	A	293	158	126	88.2	53.6	32.6	24.2	19.3	16.0	11.24	9.98	5.36
	w	3328	1829	1469	1032	630	385	287	230	190	135	120.4	64.9